



SRI RAMAKRISHNA ENGINEERING COLLEGE

[Educational Service: SNR Sons Charitable Trust]

[Autonomous Institution, Reaccredited by NAAC with 'A+' Grade]

[Approved by AICTE and Permanently Affiliated to Anna University, Chennai]

[ISO 9001:2015 Certified and all eligible programmes Accredited by NBA]

VATTAMALAIPALAYAM, N.G.G.O. COLONY POST, COIMBATORE - 641 022



Student Feedback: Teaching Learning Process



SRI RAMAKRISHNA ENGINEERING COLLEGE

[Educational Service: SNR Sons Charitable Trust]
[Autonomous Institution, Reaccredited by NAAC with 'A+' Grade]
[Approved by AICTE and Permanently Affiliated to Anna University, Chennai]
[ISO 9001:2015 Certified and all eligible programmes Accredited by NBA]
VATTAMALAIPALAYAM, N.G.G.O. COLONY POST, COIMBATORE – 641 022



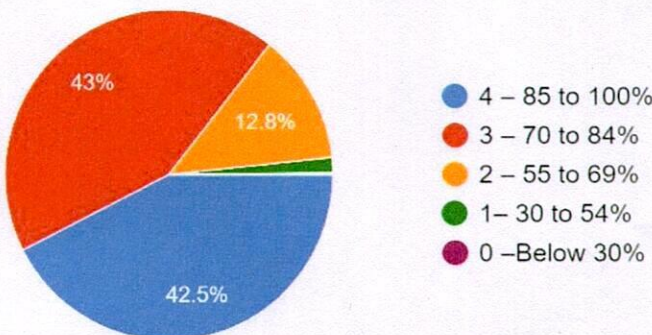
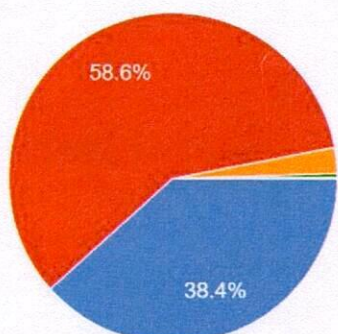
INTERNAL QUALITY ASSURANCE CELL (IQAC)

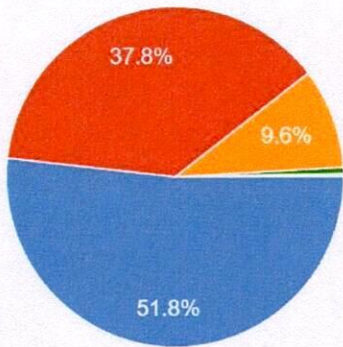
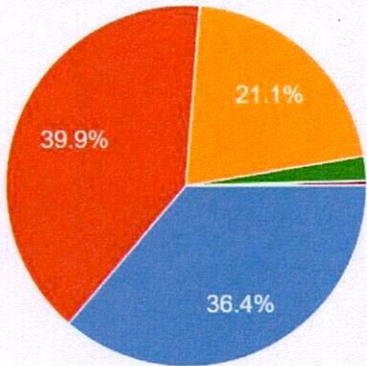
Analysis report on Student Satisfaction Survey

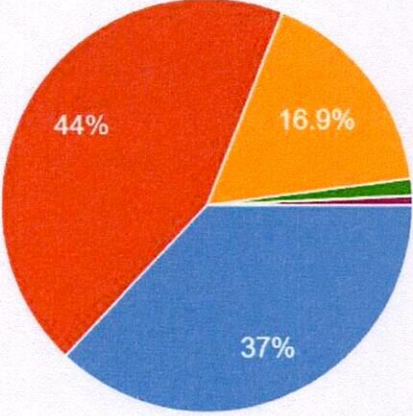
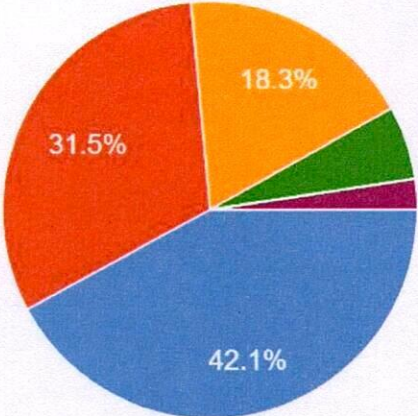
Academic Year: 2023-24

Total Responses: 2492

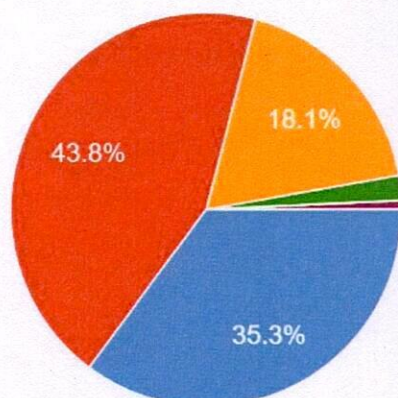
Total Questions: 19

Q.No.1	<p>How much of the syllabus was covered in the class?</p>  <p>42.5 % agreed with this statement ranging 85-100% 43 % agreed with this statement ranging 70-84% 12.8 % agreed with this statement ranging 55-69% 1.5 % agreed with this statement ranging 30-54%</p> <p>Conclusion: 85.5 % (ranging above 70%) are satisfied with the syllabus coverage in the class.</p>
Q.No.2	<p>How well did the teachers prepare for the classes?</p> 

	<p>38.4 % agreed with this statement thoroughly 58.6 % agreed with this statement satisfactorily 2.5 % agreed with this statement poorly 0.4 % agreed with this statement indifferently Conclusion: 97 % (Thoroughly + Satisfactorily) are satisfied teachers preparation for the classes</p>
Q.No.3	<p>How well were the teachers able to communicate?</p>  <p>51.8 % agreed with this statement as always effective 37.8 % agreed with this statement as sometimes effective 9.6 % agreed with this statement as Just satisfactorily 0.6 % agreed with this statement as generally ineffective Conclusion: 89.6 % (Effective + Sometimes effective) are satisfied with teachers communication.</p>
Q.No.4	<p>The teacher's approach towards content delivery can best be described as</p>  <p>36.4 % agreed with this statement as excellent 39.9 % agreed with this statement as very good 21.1 % agreed with this statement as good 2.2 % agreed with this statement as fair Conclusion: 97.4 % (Excellent + Very Good + Good) are satisfied with content delivery</p>

<p>Q.No.5</p>	<p>Fairness of the internal evaluation process by the teachers.</p>  <table border="1"> <thead> <tr> <th>Agreement Level</th> <th>Percentage</th> </tr> </thead> <tbody> <tr> <td>Significantly</td> <td>37%</td> </tr> <tr> <td>Very well</td> <td>44%</td> </tr> <tr> <td>Moderately</td> <td>16.9%</td> </tr> <tr> <td>Marginally</td> <td>1.3%</td> </tr> <tr> <td>Not at all</td> <td>0.7%</td> </tr> </tbody> </table> <p>37 % agreed with this statement significantly 44 % agreed with this statement very well 16.9 % agreed with this statement Moderately 1.3 % agreed with this statement Marginally 0.7 % agreed with this statement Not at all</p> <p>Conclusion: 81 % (Significantly + Very well) are satisfied with the internal evaluation process by the teachers.</p>	Agreement Level	Percentage	Significantly	37%	Very well	44%	Moderately	16.9%	Marginally	1.3%	Not at all	0.7%
Agreement Level	Percentage												
Significantly	37%												
Very well	44%												
Moderately	16.9%												
Marginally	1.3%												
Not at all	0.7%												
<p>Q.No.6</p>	<p>The institute takes active interest in promoting internship, student exchange, field visit opportunities for students.</p>  <table border="1"> <thead> <tr> <th>Agreement Level</th> <th>Percentage</th> </tr> </thead> <tbody> <tr> <td>Regularly</td> <td>42.1%</td> </tr> <tr> <td>Often</td> <td>31.5%</td> </tr> <tr> <td>Sometimes</td> <td>18.3%</td> </tr> <tr> <td>Rarely</td> <td>5.7%</td> </tr> <tr> <td>Never</td> <td>2.4%</td> </tr> </tbody> </table> <p>42.1 % agreed with this statement as regularly 31.5 % agreed with this statement as often 18.3 % agreed with this statement as sometimes 5.7 % agreed with this statement as rarely 2.4 % agreed with this statement as Never</p> <p>Conclusion: 73.6 % (Regularly + Often) are satisfied with the initiative taken by the institution in promoting internship, student exchange, field visit opportunities for students.</p>	Agreement Level	Percentage	Regularly	42.1%	Often	31.5%	Sometimes	18.3%	Rarely	5.7%	Never	2.4%
Agreement Level	Percentage												
Regularly	42.1%												
Often	31.5%												
Sometimes	18.3%												
Rarely	5.7%												
Never	2.4%												

Q.No.7 **The teaching and mentoring process in your institution facilitates you in cognitive, social and emotional growth.**

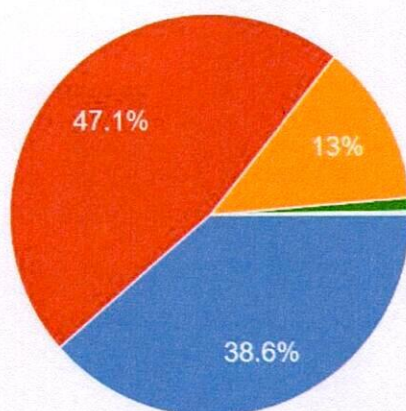


35.3 % agreed with this statement as significantly
43.8 % agreed with this statement as very well
18.1 % agreed with this statement as Moderately
2 % agreed with this statement as marginally
0.7 % agreed with this statement as Not at all

Conclusion:

79.1 % (significantly + very well) are satisfied with the teaching and mentoring process in your institution facilitates you in cognitive, social and emotional growth.

Q.No.8 **The institution provides multiple opportunities to learn and grow.**

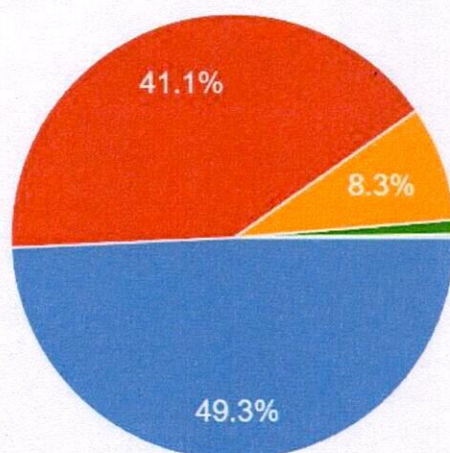


38.6 % strongly agree with this statement
47.1 % agree with this statement
13 % stayed neutral
1.1 % disagree with this statement

Conclusion:

85.7 % (Strongly agreed + agreed) are satisfied with the initiative taken by the institution provides multiple opportunities to learn and grow

Q.No.9 Teachers inform you about your expected competencies, course outcomes and programme outcomes.

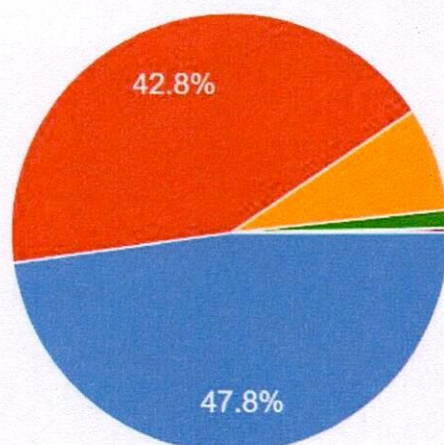


49.3 % agreed with this statement as every time
41.1 % agreed with this statement as usually
8.3 % agreed with this statement as occasionally sometimes
1 % agreed with this statement as rarely

Conclusion:

90.4 % (Every time + Usually) are satisfied about the expected competencies, course outcomes and programme outcomes

Q.No.10 Your mentor does a necessary follow-up with an assigned task to you.

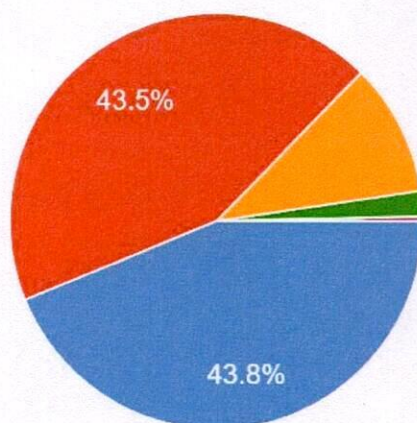


47.8 % agreed with this statement as every time
42.8 % agreed with this statement as usually
7.7 % agreed with this statement as occasionally sometimes
1.4 % agreed with this statement as rarely

Conclusion:

90.6% (Every time + Usually) are satisfied with necessary follow-up with an assigned task.

Q.No.11 The teachers illustrate the concepts through examples and applications.



43.8 % agreed with this statement as every time

43.5 % agreed with this statement as usually

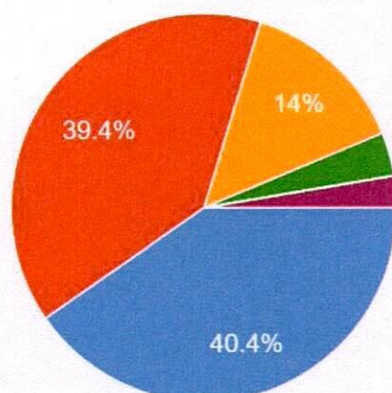
10.3 % agreed with this statement as occasionally sometimes

2 % agreed with this statement as rarely

Conclusion:

87.3 % (Every time + Usually) are satisfied that the teachers illustrate the concepts through examples and applications

Q.No.12 The teachers identify your strengths and encourage you with providing right level of challenges.



40.4 % agreed with this statement as fully encouraged

39.4 % agreed with this statement as Reasonably encouraged

14 % agreed with this statement as partially encouraged

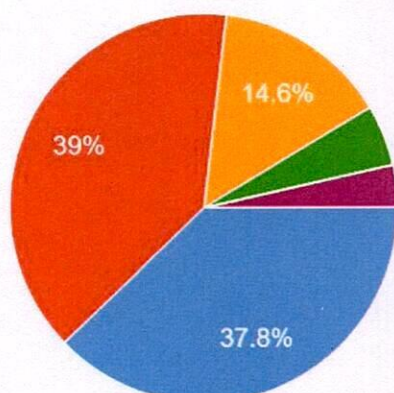
3.6 % agreed with this statement as slightly encouraged

2.6 % agreed with this statement as unable to identify

Conclusion:

79.8 % (fully encouraged+ Reasonably encouraged) are satisfied that the teachers identify your strengths and encourage you with providing right level of challenges.

Q.No.13 Teachers are able to identify your weaknesses and help you to overcome them.

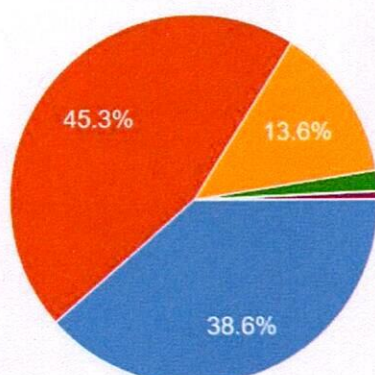


37.8 % agreed with this statement as fully identified
 39 % agreed with this statement as Reasonably identified
 14.6 % agreed with this statement as partially identified
 5.1 % agreed with this statement as slightly identified
 3.5 % agreed with this statement as unable to identify

Conclusion:

76.8% (fully identified + Reasonably identified) are satisfied that the teachers are able to identify your weaknesses and help you to overcome them.

Q.No.14 The institution makes effort to engage students in the monitoring, review and continuous quality improvement of the teaching learning process.

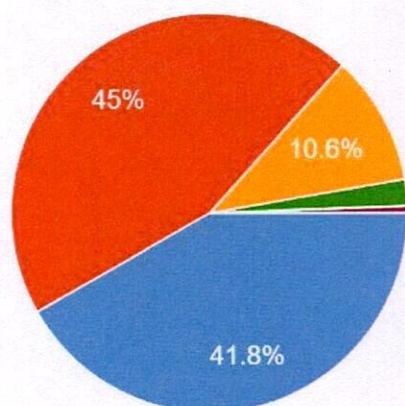


38.6 % strongly agreed with this statement
 45.3 % agreed with this statement
 13.6 % stay neutral
 1.8 % disagreed with this statement
 0.7% strongly disagreed with this statement

Conclusion:

83.9 % (strongly agreed + agreed) are satisfied that the institution makes effort to engage students in the monitoring, review and continuous quality improvement of the teaching learning process.

Q.No.15 The institute/ teachers use student centric methods, such as experiential learning, participative learning and problem solving methodologies for enhancing learning experiences.



41.8 % agreed to a great extent

45 % agreed moderate

10.6 % agreed somewhat

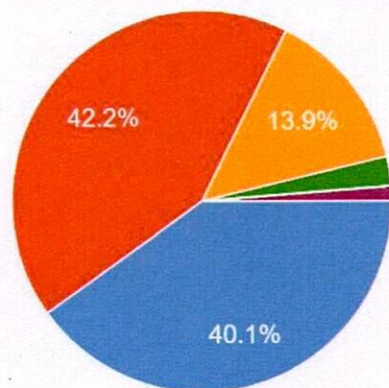
2.1 % agreed very little

0.6% rated not at all

Conclusion:

86.8 % (Great extent+ moderate) are satisfied that the institute/ teachers use student centric methods, such as experiential learning, participative learning and problem solving methodologies for enhancing learning experiences

Q.No.16 Teachers encourage you to participate in extracurricular activities.



40.1 % strongly agreed with this statement

42.2 % agreed with this statement

13.9 % stay neutral

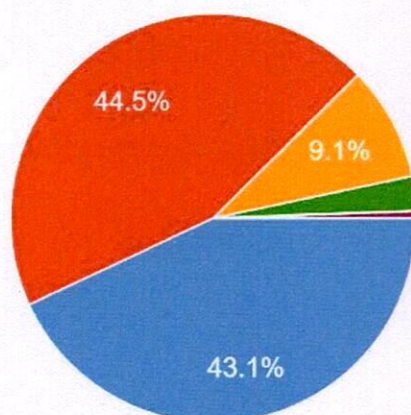
2.5 % disagreed with this statement

1.2% strongly disagreed with this statement

Conclusion:

82.3% (strongly agreed + agreed) are satisfied that the teachers encourage students to participate in extracurricular activities.

Q.No.17 Efforts are made by the institute/ teachers to inculcate soft skills, life skills and employability skills to make you ready for the world of work.



43.1 % agreed with this statement to a great extent

44.5 % agreed with this statement as moderate

9.1 % agreed with this statement somewhat

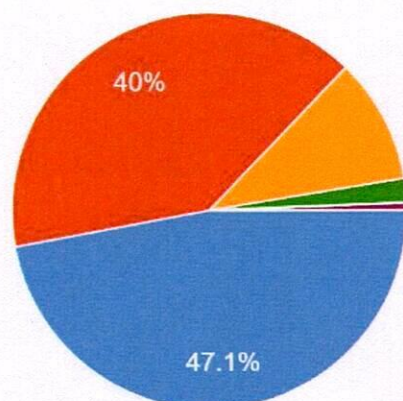
2.7 % agreed with this statement very little

0.6% rated Not at all

Conclusion:

87.6 % (Great extent+ moderate) are satisfied that with the Efforts are made by the institute/ teachers to inculcate soft skills, life skills and employability skills to make you ready for the world of work

Q.No.18 What percentage of teachers use ICT tools such as LCD projector, Multimedia, etc. while teaching.



47.1 % agreed with this statement above 90%

40 % agreed with this statement 70-89%

10.3% agreed with this statement 50-69%

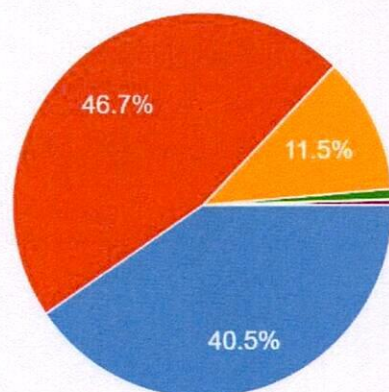
2 % agreed with this statement 30-49%

0.6%agreed with this statement below 29%

Conclusion:

87.1 % (above 70%) are satisfied with the percentage of teachers use ICT tools such as LCD projector, Multimedia, etc. while teaching.


Q.No.19 The overall quality of teaching-learning process in your institute is very good.




40.5 % strongly agreed with this statement
46.7 % agreed with this statement
11.5 % stay neutral
0.9 % disagreed with this statement
0.4 % strongly disagreed with this statement

Conclusion:

87.2 % (strongly agreed + agreed) are satisfied with the overall quality of teaching-learning process in the institute is very good.


Director-IQAC
(Dr.K.Srinivasan)

Dr. K. SRINIVASAN, M.E., Ph.D.,
DIRECTOR
Internal Quality Assurance Cell
Sri Ramakrishna Engineering College
Coimbatore - 641 022


Chairperson-IQAC



SRI RAMAKRISHNA ENGINEERING COLLEGE

[Educational Service: SNR Sons Charitable Trust]
[Autonomous Institution, Reaccredited by NAAC with 'A+' Grade]
[Approved by AICTE and Permanently Affiliated to Anna University, Chennai]
[ISO 9001:2015 Certified and all eligible programmes Accredited by NBA]
VATTAMALAIPALAYAM, N.G.G.O. COLONY POST, COIMBATORE - 641 022



INTERNAL QUALITY ASSURANCE CELL

05.06.2024

STUDENT FEEDBACK: TEACHING AND LEARNING PROCESS

The Student Satisfaction survey is conducted among students to upgrade the quality in Higher Education.

Table 2. Students Satisfaction survey (2023-2024)

S.No	Parameters accessed	Response in percentage				
		4	3	2	1	0
1.	How much of the syllabus was covered in the class?	42.5	43	12.8	1.5	-
2.	How well did the teachers prepare for the classes?	38.4	58.6	2.5	0.4	-
3.	How well were the teachers able to communicate?	51.8	37.8	9.6	0.6	-
4.	The teacher's approach towards content delivery can best be described	36.4	39.9	21.1	2.2	-
5.	Fairness of the internal evaluation process by the teachers	37	44	16.9	1.3	0.7
6.	The institute takes active interest in promoting internship, student exchange, field visit opportunities for students.	42.1	31.5	18.3	5.7	2.4
7.	The teaching and mentoring process in your institution facilitates you in cognitive, social and emotional growth.	35.3	43.8	18.1	2	0.7
8.	The institution provides multiple opportunities to learn and grow.	38.6	47.1	13	1.1	-
9.	Teachers inform you about your expected competencies, course outcomes and programme outcomes.	49.3	41.1	8.3	1	-
10.	Your mentor does a necessary follow-up with an assigned task to you.	47.8	42.8	7.7	1.4	-
11.	The teachers illustrate the concepts through examples and applications.	43.8	43.5	10.3	2	-
12.	The teachers identify your strengths and encourage you with providing right level of challenges.	40.4	39.4	14	3.6	2.6

13.	Teachers are able to identify your weaknesses and help you to overcome them.	37.8	39	14.6	5.1	3.5
14.	The institution makes effort to engage students in the monitoring, review and continuous quality improvement of the teaching learning process.	38.6	45.3	13.6	1.8	0.7
15.	The institute/ teachers use student centric methods, such as experiential learning, participative learning and problem solving methodologies for enhancing learning experiences.	41.8	45	10.6	2.1	0.6
16.	Teachers encourage you to participate in extracurricular activities.	40.1	42.2	13.9	2.5	1.2
17.	Efforts are made by the institute/ teachers to inculcate soft skills, life skills and employability skills to make you ready for the world of work.	43.1	44.5	9.1	2.7	0.6
18.	What percentage of teachers use ICT tools such as LCD projector, Multimedia, etc. while teaching.	47.1	40	10.3	2	0.6
19.	The overall quality of teaching-learning process in your institute is very good.	40.5	46.7	11.5	0.9	0.4


Analysis:

During the analysis of the above table it is observed that the parameters in the scale range of 4 and 3 are ranked higher (about 70 %) in all the parameters. The students have reported the component on Promoting internship student exchange, field visit opportunities can be improved.

Action to be taken:

The following action has been taken to address the problems:

1. Promoting Internship for students through Centre for Industry and Research Internship Cell (CIRI)
2. Funding for the student exchange programme is provided by the Institution through Student Mobility Scheme.


Director-IQAC
(Dr.K.Srinivasan)

Dr. K. SRINIVASAN, M.E., Ph.D.,
DIRECTOR
Internal Quality Assurance Cell
Sri Ramakrishna Engineering College
Coimbatore - 641 022


Chairperson-IQAC

PRINCIPAL
SRI RAMAKRISHNA ENGINEERING COLLEGE
VATTAMALAIPALAYAM
COIMBATORE - 641 022



SRI RAMAKRISHNA ENGINEERING COLLEGE

[Educational Service: SNR Sons Charitable Trust]
[Autonomous Institution, Reaccredited by NAAC with 'A+' Grade]
[Approved by AICTE and Permanently Affiliated to Anna University, Chennai]
[ISO 9001:2015 Certified and all eligible programmes Accredited by NBA]
VATTAMALAIPALAYAM, N.G.G.O. COLONY POST, COIMBATORE - 641 022



Student Feedback: Facilities



SRI RAMAKRISHNA ENGINEERING COLLEGE

[Educational Service: SNR Sons Charitable Trust]
[Autonomous Institution, Reaccredited by NAAC with 'A+' Grade]
[Approved by AICTE and Permanently Affiliated to Anna University, Chennai]
[ISO 9001:2015 Certified and all eligible programmes Accredited by NBA]
VATTAMALAIPALAYAM, N.G.G.O. COLONY POST, COIMBATORE – 641 022



INTERNAL QUALITY ASSURANCE CELL (IQAC)

Analysis report on Facilities: Students

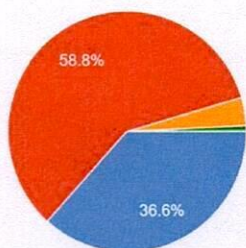
Academic Year: 2023-24

Total Responses: 2658

Total Questions: 13

Q.No.1

A sufficient and clean learning environment provided in the classrooms and laboratories



● Strongly agree
● Agree
● Disagree
● Strongly disagree

36.6 % strongly agree with this statement

58.8 % agree with this statement

3.8 % disagree with this statement

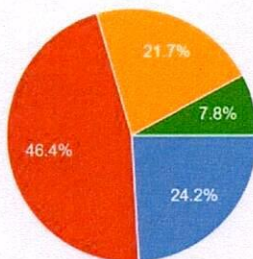
0.8 % Strongly disagree with this statement

Conclusion:

95.4 % (strongly agree + agree) are satisfied with the learning environment in the institution

Q.No.2

Availability of Sufficient Internet Facilities/Wifi Connections around the campus



24.2 % strongly agree with this statement

46.4 % agree with this statement

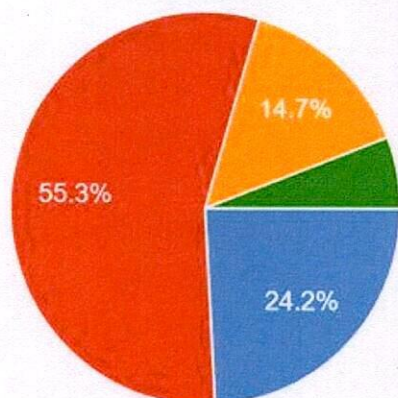
21.7 % disagree with this statement

7.8 % Strongly disagree with this statement

Conclusion:

70.6 % (strongly agree + agree) are satisfied with the Wi-Fi/Internet access at the institute

Q.No.3 Services provided and the facility of the food court/canteen sufficient

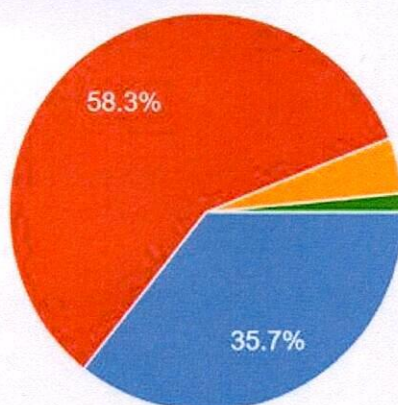


24.2 % strongly agree with this statement
55.3 % agree with this statement
14.7 % disagree with this statement
5.9 % Strongly disagree with this statement

Conclusion:

79.5 % (strongly agree + agree) are satisfied with the Food court's infrastructure and services.

Q.No.4 Sufficient number of transportation/bus facility available in the institution



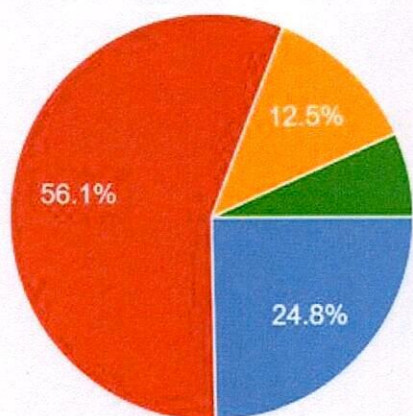
35.7 % strongly agree with this statement
58.3 % agree with this statement
4.6 % disagree with this statement
1.5 % Strongly disagree with this statement

Conclusion:

94 % (strongly agree + agree) are satisfied with number of buses.

Q.No.5

Sufficient facilities and environment available in the hostels



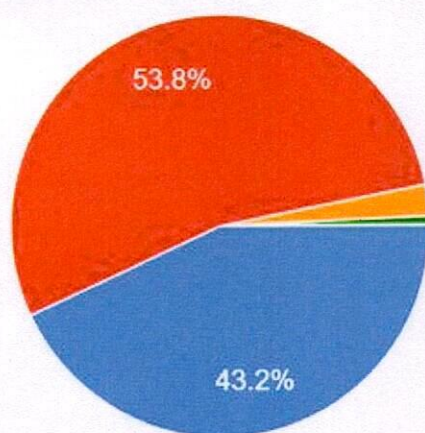
24.8 % strongly agree with this statement
56.1 % agree with this statement
12.5 % disagree with this statement
6.7 % Strongly disagree with this statement

Conclusion:

80.9 % (strongly agree + agree) are satisfied with number of buses.

Q.No.6

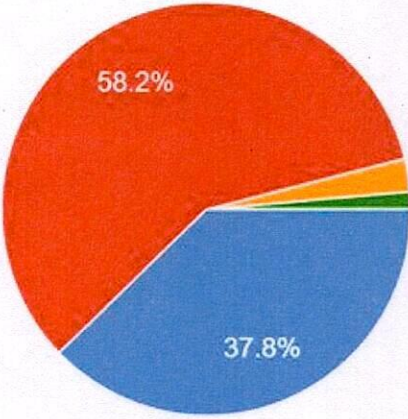
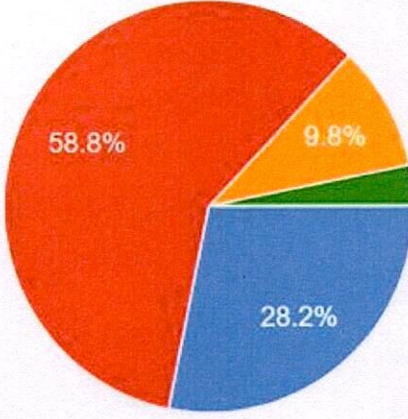
Rate your satisfaction level on the books and contents available in the library



43.2 % strongly agree with this statement
53.8 % agree with this statement
2.4 % disagree with this statement
0.7 % Strongly disagree with this statement

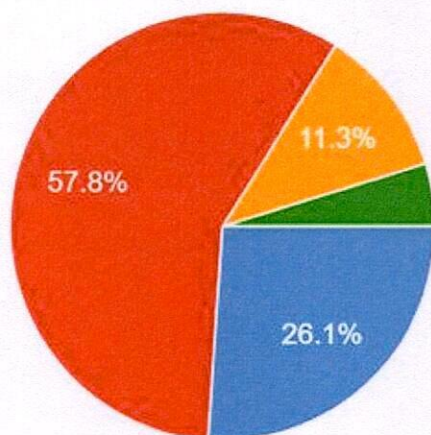
Conclusion:

97 % (strongly agree + agree) are satisfied with the quality of books and journals.

Q.No.7	<p>The institution has Health Centers and Ambulance Services available to the students</p>  <p>37.8 % strongly agree with this statement 58.2 % agree with this statement 2.6 % disagree with this statement 1.4 % Strongly disagree with this statement</p> <p>Conclusion: 96.3 % (strongly agree + agree) are satisfied with the rural health centers and ambulance services.</p>
Q.No.8	<p>The campus holds space and facility for Banking services</p>  <p>28.2 % strongly agree with this statement 58.8 % agree with this statement 9.8 % disagree with this statement 3.2 % Strongly disagree with this statement</p> <p>Conclusion: 87% (strongly agree + agree) are satisfied with banking facilities.</p>

Q.No.9

Rate the satisfaction level of Sports and Gym Facilities



26.1 % strongly agree with this statement

57.8 % agree with this statement

11.3 % disagree with this statement

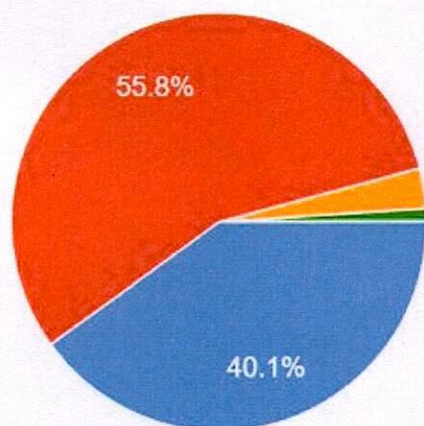
4.7 % Strongly disagree with this statement

Conclusion:

83.9% (strongly agree + agree) are satisfied with sports and gym facilities in the institution.

Q.No.10

Availability of sufficient power supply in the campus



40.1 % strongly agree with this statement

55.8 % agree with this statement

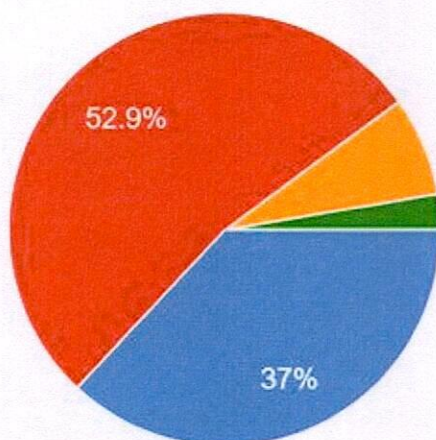
3.1 % disagree with this statement

1.0 % Strongly disagree with this statement

Conclusion:

95.9 % (strongly agree + agree) are satisfied with sports and gym facilities in the institution.

Q.No.11 **Clean drinking water is available in the department and in the campus**



37 % strongly agree with this statement

52.9 % agree with this statement

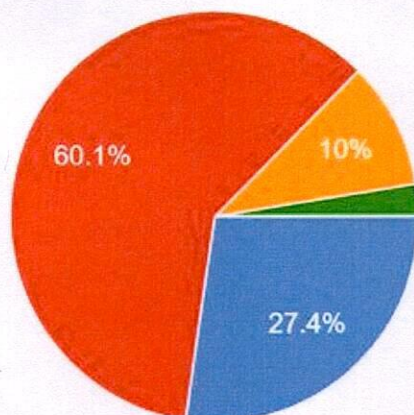
7.4 % disagree with this statement

2.6 % Strongly disagree with this statement

Conclusion:

89.9% (strongly agree + agree) are satisfied with sports and gym facilities in the institution.

Q.No.12 **Grievances/problems are redressed/solved well in time**



27.4 % strongly agree with this statement

60.1 % agree with this statement

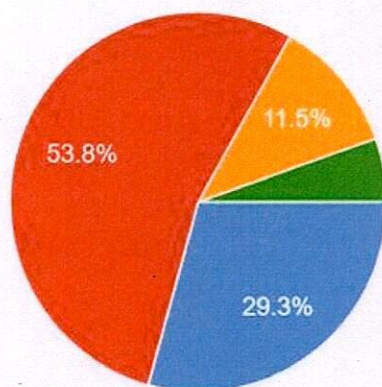
10 % disagree with this statement

2.5 % Strongly disagree with this statement

Conclusion:

87.5 % (strongly agree + agree) are satisfied with sports and gym facilities in the institution.

Q.No.13 **Toilets/washrooms are hygienic and properly maintained**



29.3 % strongly agree with this statement
53.8 % agree with this statement
11.5 % disagree with this statement
5.4 % Strongly disagree with this statement

Conclusion:

83.1 % (strongly agree + agree) are satisfied with sports and gym facilities in the institution.

Director-IQAC
(Dr.K.Srinivasan)

Dr. K. SRINIVASAN, M.E.,Ph.D.,
DIRECTOR
Internal Quality Assurance Cell
Sri Ramakrishna Engineering College
Coimbatore - 641 022

Chairperson-IQAC

PRINCIPAL
SRI RAMAKRISHNA ENGINEERING COLLEGE
VATTAMALAIPALAYAM
COIMBATORE - 641 022



SRI RAMAKRISHNA ENGINEERING COLLEGE

[Educational Service: SNR Sons Charitable Trust]
[Autonomous Institution, Reaccredited by NAAC with 'A+' Grade]
[Approved by AICTE and Permanently Affiliated to Anna University, Chennai]
[ISO 9001:2015 Certified and all eligible programmes Accredited by NBA]
VATTAMALAIPALAYAM, N.G.G.O. COLONY POST, COIMBATORE - 641 022



INTERNAL QUALITY ASSURANCE CELL

05.06.2024

STUDENT FEEDBACK: FACILITIES

The feedback from the students on facilities relating to learning environment, Wi-Fi, Infrastructure and services provided by food court, hostel amenities, Library, Health centre and ambulance service in the campus, banking facility inside the campus, sports and gym facilities and transport available for reaching the campus are received and analyzed.

Table 1. Feedback from students on facilities (2023-2024)

S.No	Parameters accessed	Response in percentage			
		Strongly agree	Agree	Disagree	Strongly Disagree
1.	A sufficient and clean learning environment provided in the classrooms and laboratories	36.6	58.8	3.8	0.8
2.	Availability of Sufficient Internet Facilities/Wifi Connections around the campus	24.2	46.4	21.7	7.8
3.	Services provided and the facility of the food court/canteen sufficient	24.2	55.3	14.7	5.9
4.	Sufficient number of transportation/bus facility available in the institution	35.7	58.3	4.6	1.5
5.	Sufficient facilities and environment available in the hostels	24.8	56.1	12.5	6.7
6.	Rate your satisfaction level on the books and contents available in the library	43.2	53.8	2.4	0.7
7.	The institution has Health Centers and Ambulance Services available to the students	37.8	58.2	2.6	1.4
8.	The campus holds space and facility for Banking services	28.2	58.8	9.8	3.2

9.	Rate the satisfaction level of Sports and Gym Facilities	26.1	57.8	11.3	4.7
10.	Availability of sufficient power supply in the campus	40.1	55.8	3.1	1.0
11.	Clean drinking water is available in the department and in the campus	37	52.9	7.4	2.6
12.	Grievances/problems are redressed/solved well in time	27.4	60.1	10	2.5
13.	Toilets/washrooms are hygienic and properly maintained	29.3	53.8	11.5	5.4

Analysis:

From the above table, it is observed that majority of the parameters are ranked under "Strongly agree" and "Agree" (above 75%) such as learning environment, Sufficient number of buses, Hostel's Amenities, Books and Journals at the college library, Health centers and ambulance services and Banking facilities.

The Wi FI/Internet access available in the institution have rated 70%.

Action to be taken:

From the analysis the following actions will be carried out:

1. The bandwidth of internet access will be planned to improve.
2. The Number of Access points inside the campus will be increased.


Director-IQAC
(Dr.K.Srinivasan)

Dr. K. SRINIVASAN, M.E., Ph.D.,
DIRECTOR
Internal Quality Assurance Cell
Sri Ramakrishna Engineering College
Coimbatore - 641 022


Chairperson-IQAC

PRINCIPAL
SRI RAMAKRISHNA ENGINEERING COLLEGE
VATTAMALAIPALAYAM
COIMBATORE - 641 022

Students Feedback on Facilities 23-24

Greetings from Sri Ramakrishna Engineering College, Coimbatore

Internal Quality Assurance cell (IQAC) of the Institution conducts a survey on the facilities of the institution from all the students every year. The survey is accessed for the facilities with the parameters such as Learning environment, Wi-Fi, Infrastructure and services provided by food court, hostel amenities, Library, Health centre and ambulance service in the campus, banking facility inside the campus, sports and gym facilities and transport available for reaching the campus.

Instructions

Students are asked to respond to all the questions given in the following format with her/his sincere effort and thought.

* Indicates required question

1. Email *

2. Name of the Student *

3. Department *

Check all that apply.

- ☐ Computer Science Engineering
- ☐ Electronics and Communication Engineering
- ☐ Electrical and Electronics Engineering
- ☐ Mechanical Engineering
- ☐ Information Technology
- ☐ Electronics and Instrumentation Engineering
- ☐ Biomedical Engineering
- ☐ Aeronautical Engineering
- ☐ Civil Engineering
- ☐ Robotics and Automation Engineering
- ☐ Artificial Intelligence and Data Science
- ☐ M.Tech Computer Science Engineering
- ☐ Master of Business Administration
- ☐ PG Courses

4. Section *

Mark only one oval.

- ☐ A
- ☐ B
- ☐ C

5. Date *

Example: January 7, 2019

Rate according to the questionnaire given

6. A sufficient and clean learning environment provided in the classrooms and laboratories *

Mark only one oval.

- ☐ Strongly agree
☐ Agree
☐ Disagree
☐ Strongly disagree

7. Availability of Sufficient Internet Facilities/Wifi Connections around the campus *

Mark only one oval.

- ☐ Strongly agree
☐ Agree
☐ Disagree
☐ Strongly disagree

8. Services provided and the facility of the food court/canteen sufficient *

Mark only one oval.

- ☐ Strongly agree
☐ Agree
☐ Disagree
☐ Strongly disagree

9. Sufficient number of transportation/bus facility available in the institution *

Mark only one oval.

- ☐ Strongly agree
☐ Agree
☐ Disagree
☐ Strongly disagree

10. Sufficient facilities and environment available in the hostels *

Mark only one oval.

- ☐ Strongly agree
☐ Agree
☐ Disagree
☐ Strongly disagree

11. Rate your satisfaction level on the books and contents available in the library *

Mark only one oval.

- ☐ Strongly agree
☐ Agree
☐ Disagree
☐ Strongly disagree

12. The institution has Health Centers and Ambulance Services available to the students *

Mark only one oval.

- ☐ Strongly agree
☐ Agree
☐ Disagree
☐ Strongly disagree

13. The campus holds space and facility for Banking services *

Mark only one oval.

- ☐ Strongly agree
☐ Agree
☐ Disagree
☐ Strongly disagree

14. Rate the satisfaction level of Sports and Gym Facilities *

Mark only one oval.

- ☐ Strongly agree
- ☐ Agree
- ☐ Disagree
- ☐ Strongly disagree

15. Availability of sufficient power supply in the campus *

Mark only one oval.

- ☐ Strongly agree
- ☐ Agree
- ☐ Disagree
- ☐ Strongly disagree

16. Clean drinking water is available in the department and in the campus *

Mark only one oval.

- ☐ Strongly agree
- ☐ Agree
- ☐ Disagree
- ☐ Strongly disagree

17. Grievances/problems are redressed/solved well in time *

Mark only one oval.

- ☐ Strongly agree
- ☐ Agree
- ☐ Disagree
- ☐ Strongly disagree

18. Toilets/washrooms are hygienic and properly maintained *

Mark only one oval.

- ☐ Strongly agree
- ☐ Agree
- ☐ Disagree
- ☐ Strongly disagree

19. Any Other Comments, if any *

This content is neither created nor endorsed by Google.

Google Forms



SRI RAMAKRISHNA ENGINEERING COLLEGE

[Educational Service: SNR Sons Charitable Trust]
[Autonomous Institution, Reaccredited by NAAC with 'A+' Grade]
[Approved by AICTE and Permanently Affiliated to Anna University, Chennai]
[ISO 9001:2015 Certified and all eligible programmes Accredited by NBA]
VATTAMALAIPALAYAM, N.G.G.O. COLONY POST, COIMBATORE – 641 022



Faculty Feedback: Facilities



SRI RAMAKRISHNA ENGINEERING COLLEGE

[Educational Service: SNR Sons Charitable Trust]
[Autonomous Institution, Reaccredited by NAAC with 'A+' Grade]
[Approved by AICTE and Permanently Affiliated to Anna University, Chennai]
[ISO 9001:2015 Certified and all eligible programmes Accredited by NBA]
VATTAMALAIPALAYAM, N.G.G.O. COLONY POST, COIMBATORE – 641 022



INTERNAL QUALITY ASSURANCE CELL (IQAC)

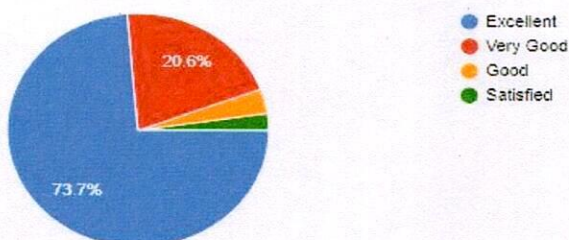
Analysis report on Facilities: Faculty

Academic Year: 2023-24

Total Responses: 175

Total Questions: 13

Q.No.1 Institution encourages participatory decision making by involving employees at various levels.

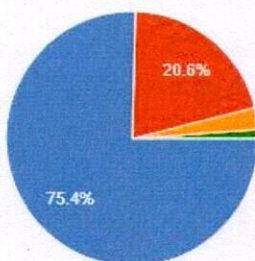


73.3 % agreed with this statement as Excellent
20.6 % agreed with this statement as Very Good
3.4 % agreed with this statement as Good
2.3 % agreed with this statement as Satisfied

Conclusion:

97.3 % (Excellent + Very Good + Good) have agreed with the encouragement towards participatory decision by the employees.

Q.No.2 Participation of Faculty members in designing and developing the course curriculum.

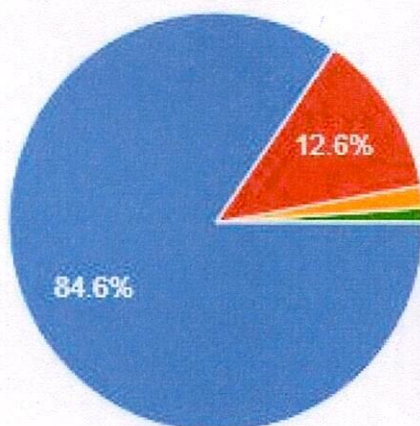


75.4 % agreed with this statement as Excellent
20.6 % agreed with this statement as Very Good
2.9 % agreed with this statement as Good
1.1 % agreed with this statement as Satisfied

Conclusion:

98.9 % (Excellent + Very Good + Good) have agreed with the statement

Q.No.3 Faculty members have the freedom to adopt new techniques/ strategies of teaching such as group discussions, to invite experts from academia, research institutions and industry for organizing workshops/ seminars, etc.

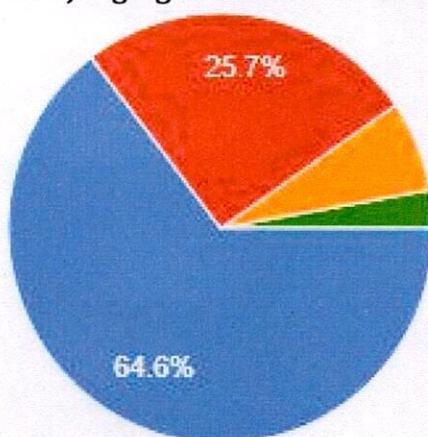


84.6 % agreed with this statement as Excellent
12.6 % agreed with this statement as Very Good
1.7 % agreed with this statement as Good
1.1 % agreed with this statement as satisfied

Conclusion:

98.9 % (Excellent + Very Good + Good) have agreed with the statement

Q.No.4 The examination and evaluation system followed by the College is effective and fair in judging students' academic performance.

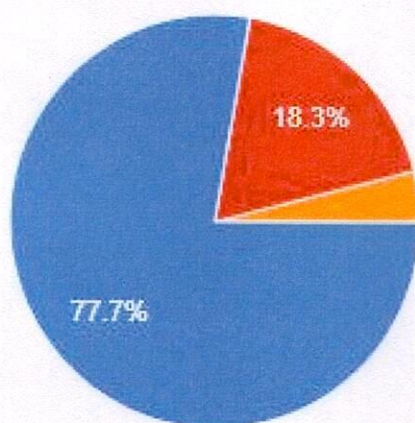


64.6 % agreed with this statement as Excellent
25.7 % agreed with this statement as Very Good
6.9 % agreed with this statement as Good
2.9 % agreed with this statement as Satisfied

Conclusion:

97.2 % (Excellent + Very Good + Good) have agreed with the statement

Q.No.5 Adequate learning resources, including books, journals, e-resources etc., are available in the Library.

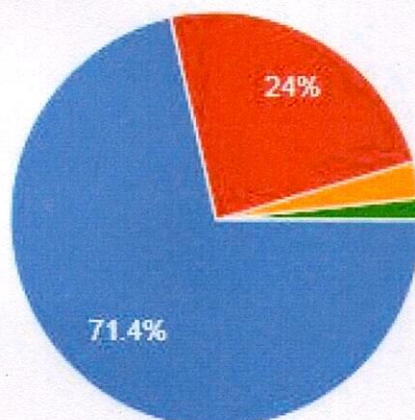


77.7 % agreed with this statement as Excellent
18.3 % agreed with this statement as Very Good
4 % agreed with this statement as Good

Conclusion:

100 % (Excellent + Very Good + Good) have agreed with the statement

Q.No.6 The procedure of procurement of equipment/ software etc. in your department is fair and transparent.



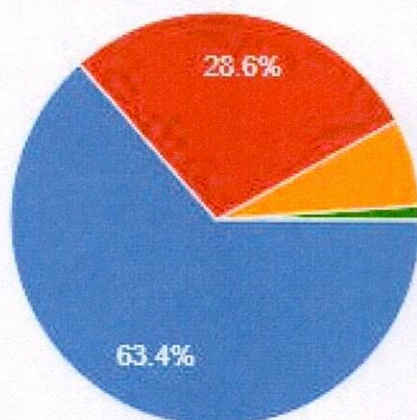
71.4 % agreed with this statement as Excellent
24 % agreed with this statement as Very Good
2.9 % agreed with this statement as Good
1.7 % agreed with this statement as Satisfied

Conclusion:

98.3 % (Excellent + Very Good + Good) have agreed with the statement

Q.No.7

The labs are adequately equipped to provide hands-on training for students and research.



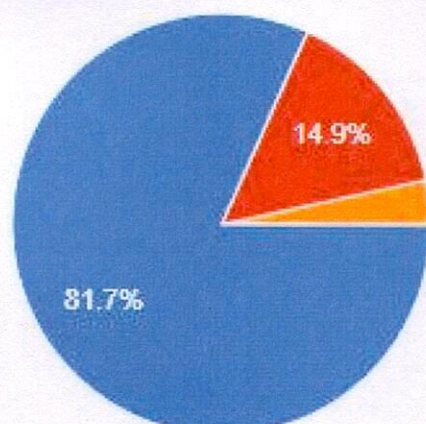
63.4 % agreed with this statement as Excellent
28.6 % agreed with this statement as Very Good
6.9 % agreed with this statement as Good
1.1 % agreed with this statement as Satisfied

Conclusion:

98.9 % (Excellent + Very Good + Good) have satisfied with the facilities

Q.No.8

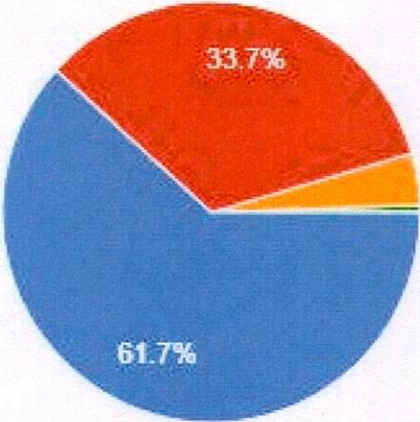
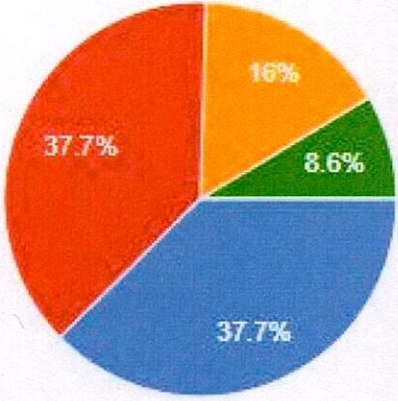
The institution supports the participation of faculty in national and international conferences/ seminars/ symposia by providing academic leave, financial support and also encourages research/start up activities.



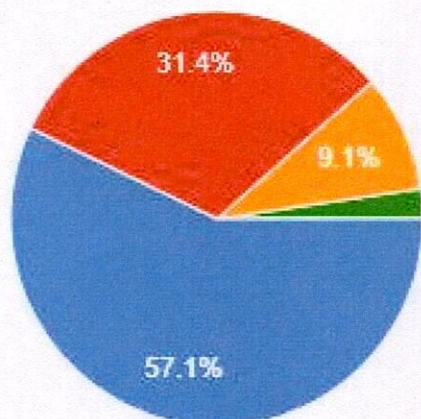
81.7 % agreed with this statement as Excellent
14.9 % agreed with this statement as Very Good
3.4 % agreed with this statement as Good

Conclusion:

100 % (Excellent + Very Good + Good) are satisfied with the support provided by the Institution.

<p>Q.No.9</p>	<p>ICT facilities available to the faculty in the College are adequate and satisfactory.</p>  <p>61.7 % agreed with this statement as Excellent 33.7 % agreed with this statement as Very Good 4 % agreed with this statement as Good 0.6 % agreed with this statement as Satisfied</p> <p>Conclusion: 99.4 % (Excellent + Very Good + Good) are satisfied with the ICT facilities available in the Institution</p>
<p>Q.No.10</p>	<p>The toilets are sufficient, clean and well maintained.</p>  <p>37.7 % agreed with this statement as Excellent 37.7 % agreed with this statement as Very Good 16 % agreed with this statement as Good 8.6 % agreed with this statement as Satisfied</p> <p>Conclusion: 91.4 % (Excellent + Very Good + Good) are moderately satisfied with the maintenance of toilets.</p>

Q.No.11 **Availability of classrooms and furniture are maintained effectively.**

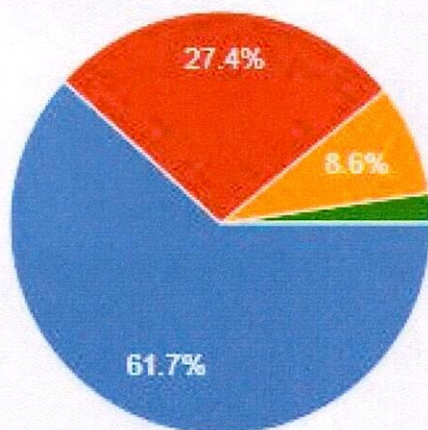


57.1 % agreed with this statement as Excellent
31.4 % agreed with this statement as Very Good
9.1 % agreed with this statement as Good
2.3 % agreed with this statement as Satisfied

Conclusion:

97.6 % (Excellent + Very Good + Good) are satisfied with the availability of classrooms.

Q.No.12 **The College has an effective grievance redressal system.**



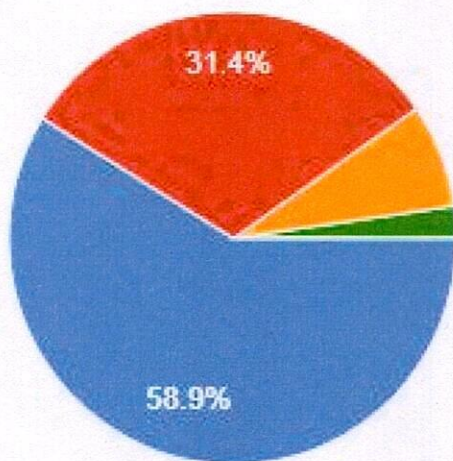
61.7 % agreed with this statement as Excellent
27.4 % agreed with this statement as Very Good
8.6 % agreed with this statement as Good
2.3 % agreed with this statement as Satisfied

Conclusion:

97.7 % (Excellent + Very Good + Good) have agreed with the statement

Q.No.13

Faculty are free to express and share their opinions, ideas and suggestions.



58.9 % agreed with this statement as Excellent

31.4 % agreed with this statement as Very Good

7.4 % agreed with this statement as Good

2.3 % agreed with this statement as Satisfied

Conclusion:

97.7 % (Excellent + Very Good + Good) have agreed with the statement


Director-IQAC

(Dr.K.Srinivasan)

Dr. K. SRINIVASAN, M.E.,Ph.D.,

DIRECTOR

Internal Quality Assurance Cell
Sri Ramakrishna Engineering College
Coimbatore - 641 022


Chairperson-IQAC

PRINCIPAL

SRI RAMAKRISHNA ENGINEERING COLLEGE
VATTAMALAIPALAYAM
COIMBATORE - 641 022



SRI RAMAKRISHNA ENGINEERING COLLEGE

[Educational Service: SNR Sons Charitable Trust]
[Autonomous Institution, Reaccredited by NAAC with 'A+' Grade]
[Approved by AICTE and Permanently Affiliated to Anna University, Chennai]
[ISO 9001:2015 Certified and all eligible programmes Accredited by NBA]
VATTAMALAIPALAYAM, N.G.G.O. COLONY POST, COIMBATORE - 641 022



INTERNAL QUALITY ASSURANCE CELL

FACULTY FEEDBACK: FACILITIES

05.06.2024

The faculty feedback survey is conducted among faculty members on programme curriculum, teaching learning process and support & opportunity provided by the institution to the faculty. The survey is gathered to analyze the institutional parameters which will help us improve the quality of our Institution in turn creating a better learning space for the students and learning & working environment for faculty.

Table 3. Faculty Feedback survey (2023-2024)

S.No	Parameters accessed	Response in percentage			
		Excellent	Very Good	Good	Satisfied
1.	Institution encourages participatory decision making by involving employees at various levels.	73.3	20.6	3.4	2.3
2.	Participation of Faculty members in designing and developing the course curriculum.	75.4	20.6	2.9	1.1
3.	Faculty members have the freedom to adopt new techniques/ strategies of teaching such as group discussions, to invite experts from academia, research institutions and industry for organizing workshops/ seminars, etc.	84.6	12.6	1.7	1.1
4.	The examination and evaluation system followed by the College is effective and fair in judging students' academic performance.	64.6	25.7	6.9	2.9
5.	Adequate learning resources, including books, journals, e-resources etc., are available in the Library.	77.7	18.3	4	-
6.	The procedure of procurement of equipment/ software etc. in your department is fair and transparent.	71.4	24	2.9	1.7

7.	The labs are adequately equipped to provide hands-on training for students and research.	63.4	28.6	6.9	1.1
8.	The institution supports the participation of faculty in national and international conferences/ seminars/ symposia by providing academic leave, financial support and also encourages research/start up activities.	81.7	14.9	3.4	3.2
9.	ICT facilities available to the faculty in the College are adequate and satisfactory.	61.7	33.7	4	0.6
10.	The toilets are sufficient, clean and well maintained.	37.7	37.7	16	8.6
11.	Availability of classrooms and furniture are maintained effectively.	57.1	31.4	9.1	2.3
12.	The College has an effective grievance redressal system.	61.7	27.4	8.6	2.3
13.	Faculty are free to express and share their opinions, ideas and suggestions.	58.9	31.4	7.4	2.3

Analysis:

From the above table, it is observed that majority of the parameters are ranked under "Excellent", "Very Good" and "Good" (above 75%) such as decision making by the faculty, examination and evaluation system, support provided by the institution in research and startup activities, financial support provided to attend the national and international conference, ICT facilities, availability of classrooms and furniture's, grievance redressal system, procurement of equipment in the laboratories and the examination & evaluation system followed in the Institution. From the above table, the item No. 10 (The toilets are sufficient, clean and well maintained) can be improved.

Action to be taken:

The following action has been taken to address the problems:

The respective incharge to be instructed to monitor the cleanliness of the rest rooms and to have proper maintenance of the water supply lines. The Incharge will be asked to maintain a separate record of the maintenance and cleanliness undertaken in the respective places.


Director-IQAC
(Dr.K.Srinivasan)

Dr. K. SRINIVASAN, M.E., Ph.D.,
DIRECTOR
Internal Quality Assurance Cell
Sri Ramakrishna Engineering College
Coimbatore - 641 022


Chairperson-IQAC

PRINCIPAL
SRI RAMAKRISHNA ENGINEERING COLLEGE
VATTAMALAIPALAYAM
COIMBATORE - 641 022

Faculty Feedback on Facilities 2023-24

Greetings from Sri Ramakrishna Engineering College, Coimbatore

Internal Quality Assurance cell (IQAC) of the Institution conducts a survey on programme curriculum, teaching learning process and support & opportunity provided by the institution to the faculty. The survey is gathered to analyze the institutional parameters which will help us improve the quality of our Institution in turn creating a better learning space for the students and learning & working environment for faculty.

* Indicates required question

1. Email *

2. Name of the faculty *

3. Designation *

4. Choose your department *

Check all that apply.

- ☐ Department of Mechanical Engineering
- ☐ Department of Electrical & Electronics Engineering
- ☐ Department of Electronics & Communication Engineering
- ☐ Department of Computer Science & Engineering
- ☐ Department of Electronics & Instrumentation Engineering
- ☐ Department of Robotics and Automation
- ☐ Department of Biomedical Engineering
- ☐ Department of Aeronautical Engineering
- ☐ Department of Civil Engineering
- ☐ Department of Information Technology
- ☐ B.Tech Artificial Intelligence and Data Science
- ☐ Department of Management Studies
- ☐ Department of Physics
- ☐ Department of Chemistry
- ☐ Department of Mathematics
- ☐ Department of English
- ☐ Department of Nanoscience and Technology

5. Date *

Example: January 7, 2019

Rate the feedback for the given questionnaire

6. Institution encourages participatory decision making by involving employees at various levels. *

Mark only one oval.

- ☐ Excellent
- ☐ Very Good
- ☐ Good
- ☐ Satisfied

7. Participation of Faculty members in designing and developing the course curriculum. *

Mark only one oval.

- ☐ Excellent
☐ Very Good
☐ Good
☐ Satisfied

8. Faculty members have the freedom to adopt new techniques/ strategies of teaching such as group discussions, to invite experts from academia, research institutions and industry for organizing workshops/ seminars, etc. *

Mark only one oval.

- ☐ Excellent
☐ Very Good
☐ Good
☐ Satisfied

9. The examination and evaluation system followed by the College is effective and fair in judging students' academic performance. *

Mark only one oval.

- ☐ Excellent
☐ Very Good
☐ Good
☐ Satisfied

10. Adequate learning resources, including books, journals, e-resources etc., are available in the Library. *

Mark only one oval.

- ☐ Excellent
☐ Very Good
☐ Good
☐ Satisfied

11. The procedure of procurement of equipment/ software etc. in your department is fair and transparent. *

Mark only one oval.

- ☐ Excellent
☐ Very Good
☐ Good
☐ Satisfied

12. The labs are adequately equipped to provide hands-on training for students and research. *

Mark only one oval.

- ☐ Excellent
☐ Very Good
☐ Good
☐ Satisfied

13. The institution supports the participation of faculty in national and international conferences/ seminars/ symposia by providing academic leave, financial support and also encourages research/start up activities. *

Mark only one oval.

- ☐ Excellent
☐ Very Good
☐ Good
☐ Satisfied

14. ICT facilities available to the faculty in the College are adequate and satisfactory. *

Mark only one oval.

- ☐ Excellent
☐ Very Good
☐ Good
☐ Satisfied

15. The toilets are sufficient, clean and well maintained. *

Mark only one oval.

- ☐ Excellent
☐ Very Good
☐ Good
☐ Satisfied

16. Availability of classrooms and furniture are maintained effectively. *

Mark only one oval.

- ☐ Excellent
☐ Very Good
☐ Good
☐ Satisfied

17. The College has an effective grievance redressal system. *

Mark only one oval.

- ☐ Excellent
☐ Very Good
☐ Good
☐ Satisfied

18. Faculty are free to express and share their opinions, ideas and suggestions. *

Mark only one oval.

- ☐ Excellent
☐ Very Good
☐ Good
☐ Satisfied

19. Suggestions to improve the Curriculum *

20. Any other comments, if any. *

This content is neither created nor endorsed by Google.

Google Forms



SRI RAMAKRISHNA ENGINEERING COLLEGE

[Educational Service: SNR Sons Charitable Trust]
[Autonomous Institution, Reaccredited by NAAC with 'A+' Grade]
[Approved by AICTE and Permanently Affiliated to Anna University, Chennai]
[ISO 9001:2015 Certified and all eligible programmes Accredited by NBA]
VATTAMALAIPALAYAM, N.G.G.O. COLONY POST, COIMBATORE - 641 022



Parents Feedback: Facilities



SRI RAMAKRISHNA ENGINEERING COLLEGE

[Educational Service: SNR Sons Charitable Trust]
[Autonomous Institution, Reaccredited by NAAC with 'A+' Grade]
[Approved by AICTE and Permanently Affiliated to Anna University, Chennai]
[ISO 9001:2015 Certified and all eligible programmes Accredited by NBA]
VATTAMALAIPALAYAM, N.G.G.O. COLONY POST, COIMBATORE – 641 022



INTERNAL QUALITY ASSURANCE CELL (IQAC)

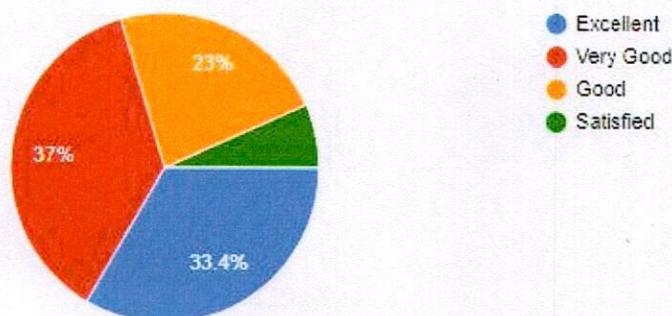
Analysis report on Facilities: Parents

Academic Year: 2023-24

Total Responses: 722

Total Questions: 13

Q.No.1 Adequate ambience in the college with respect to the facilities given to your wards



33.4 % agreed with this statement as Excellent

37 % agreed with this statement as Very Good

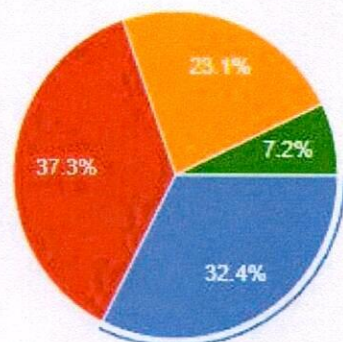
23 % agreed with this statement as Good

6.6 % agreed with this statement as Satisfied

Conclusion:

93.4 % (Excellent + Very Good + Good) have agreed with the statement on facilities provided to their wards

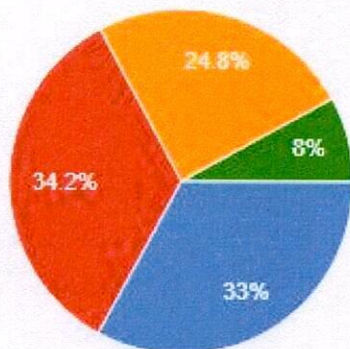
Q.No.2 Obtaining enough exposure as far as career orientation is concerned.



32.4 % agreed with this statement as Excellent

37.3 % agreed with this statement as Very Good
23.1 % agreed with this statement as Good
7.2 % agreed with this statement as Satisfied
Conclusion:
92.8 % (Excellent + Very Good + Good) have agreed with the statement

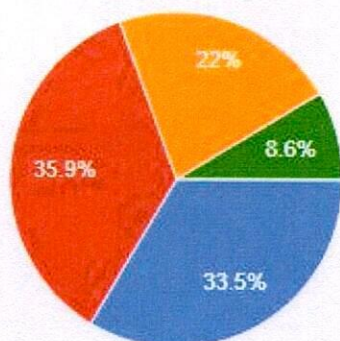
Q.No.3 Environment of the college is pleasant for the students to discuss their problems



33 % agreed with this statement as Excellent
34.2 % agreed with this statement as Very Good
24.8 % agreed with this statement as Good
8 % agreed with this statement as satisfied

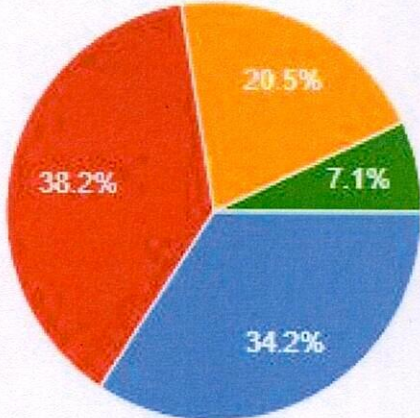
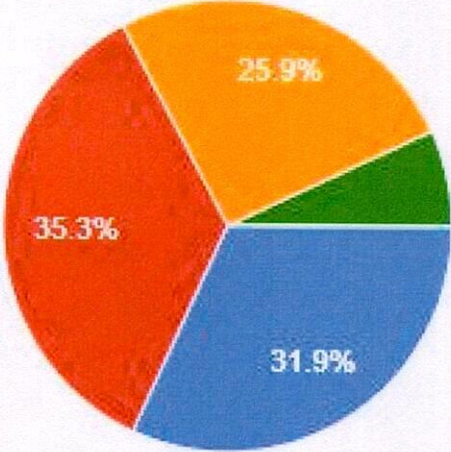
Conclusion:
92 % (Excellent + Very Good + Good) have agreed with the statement

Q.No.4 Authorities are easily approachable regarding any queries



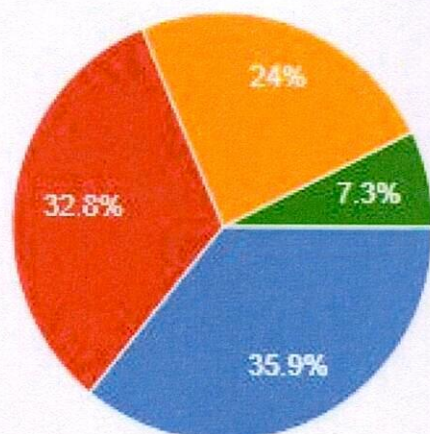
33.5 % agreed with this statement as Excellent
35.9 % agreed with this statement as Very Good
22 % agreed with this statement as Good
8.6 % agreed with this statement as Satisfied

Conclusion:
91.4 % (Excellent + Very Good + Good) have agreed with the statement

Q.No.5	<p data-bbox="351 134 1422 212">Satisfied about the communication at the college end regarding the regular performance of your ward</p>  <table border="1" data-bbox="377 249 796 665"> <thead> <tr> <th>Satisfaction Level</th> <th>Percentage</th> </tr> </thead> <tbody> <tr> <td>Excellent</td> <td>34.2%</td> </tr> <tr> <td>Very Good</td> <td>38.2%</td> </tr> <tr> <td>Good</td> <td>20.5%</td> </tr> <tr> <td>Satisfied</td> <td>7.1%</td> </tr> </tbody> </table> <p data-bbox="351 725 981 887"> 34.2 % agreed with this statement as Excellent 38.2 % agreed with this statement as Very Good 20.5 % agreed with this statement as Good 7.1 % agreed with this statement as Satisfied </p> <p data-bbox="351 931 1422 1041">Conclusion: 92.9 % (Excellent + Very Good + Good) are satisfied with the communication sent by the institution</p>	Satisfaction Level	Percentage	Excellent	34.2%	Very Good	38.2%	Good	20.5%	Satisfied	7.1%
Satisfaction Level	Percentage										
Excellent	34.2%										
Very Good	38.2%										
Good	20.5%										
Satisfied	7.1%										
Q.No.6	<p data-bbox="351 1075 1422 1141">Rate the Social environment in terms of diversity and inclusiveness of the college.</p>  <table border="1" data-bbox="362 1190 812 1639"> <thead> <tr> <th>Rating</th> <th>Percentage</th> </tr> </thead> <tbody> <tr> <td>Excellent</td> <td>31.9%</td> </tr> <tr> <td>Very Good</td> <td>35.3%</td> </tr> <tr> <td>Good</td> <td>25.9%</td> </tr> <tr> <td>Satisfied</td> <td>6.9%</td> </tr> </tbody> </table> <p data-bbox="351 1694 981 1855"> 31.9 % agreed with this statement as Excellent 35.3 % agreed with this statement as Very Good 25.9 % agreed with this statement as Good 6.9 % agreed with this statement as Satisfied </p> <p data-bbox="351 1900 1326 1970">Conclusion: 93.1 % (Excellent + Very Good + Good) have rated positively on the statement</p>	Rating	Percentage	Excellent	31.9%	Very Good	35.3%	Good	25.9%	Satisfied	6.9%
Rating	Percentage										
Excellent	31.9%										
Very Good	35.3%										
Good	25.9%										
Satisfied	6.9%										

Q.No.7

Providing proper counselling and mentoring to your wards



35.9 % agreed with this statement as Excellent

32.8 % agreed with this statement as Very Good

24 % agreed with this statement as Good

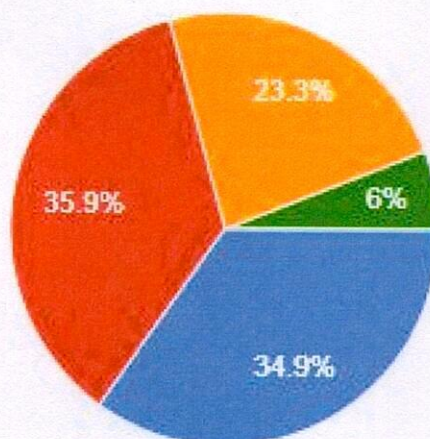
7.3 % agreed with this statement as Satisfied

Conclusion:

92.7 % (Excellent + Very Good + Good) have agreed with the statement

Q.No.8

Opinion about the assessment of the academic skills and knowledge of the college faculty.



34.9 % agreed with this statement as Excellent

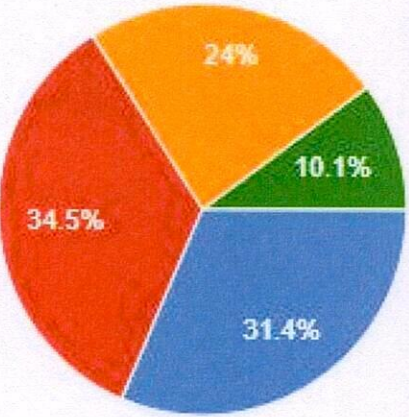
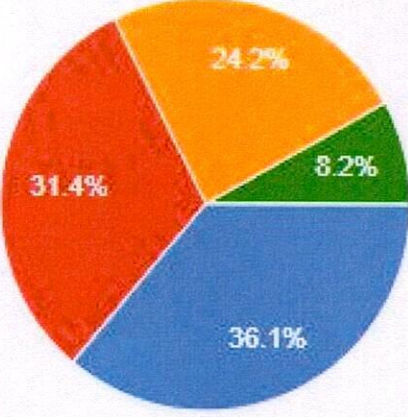
35.9 % agreed with this statement as Very Good

23.3 % agreed with this statement as Good

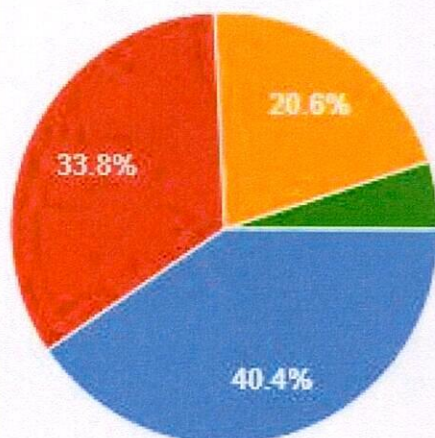
6 % agreed with this statement as Satisfied

Conclusion:

94.1 % (Excellent + Very Good + Good) have rated positively on the assessments that are conducted by the institution

Q.No.9	<p>Rate your opinion on the placements and internships opportunities provided by the college.</p>  <table border="1"> <thead> <tr> <th>Opinion</th> <th>Percentage</th> </tr> </thead> <tbody> <tr> <td>Excellent</td> <td>31.4%</td> </tr> <tr> <td>Very Good</td> <td>34.5%</td> </tr> <tr> <td>Good</td> <td>24%</td> </tr> <tr> <td>Satisfied</td> <td>10.1%</td> </tr> </tbody> </table> <p>31.4 % agreed with this statement as Excellent 34.5 % agreed with this statement as Very Good 24 % agreed with this statement as Good 10.1 % agreed with this statement as Satisfied</p> <p>Conclusion: 89.9 % (Excellent + Very Good + Good) are satisfied with the facilities and the opportunities that are provided to their wards on placements</p>	Opinion	Percentage	Excellent	31.4%	Very Good	34.5%	Good	24%	Satisfied	10.1%
Opinion	Percentage										
Excellent	31.4%										
Very Good	34.5%										
Good	24%										
Satisfied	10.1%										
Q.No.10	<p>Resources provided to students by the college (Value Added/Certification Courses) is sufficient.</p>  <table border="1"> <thead> <tr> <th>Opinion</th> <th>Percentage</th> </tr> </thead> <tbody> <tr> <td>Excellent</td> <td>36.1%</td> </tr> <tr> <td>Very Good</td> <td>31.4%</td> </tr> <tr> <td>Good</td> <td>24.2%</td> </tr> <tr> <td>Satisfied</td> <td>8.2%</td> </tr> </tbody> </table> <p>36.1 % agreed with this statement as Excellent 31.4 % agreed with this statement as Very Good 24.2 % agreed with this statement as Good 8.2 % agreed with this statement as Satisfied</p> <p>Conclusion: 91.7 % (Excellent + Very Good + Good) are satisfied with the statement</p>	Opinion	Percentage	Excellent	36.1%	Very Good	31.4%	Good	24.2%	Satisfied	8.2%
Opinion	Percentage										
Excellent	36.1%										
Very Good	31.4%										
Good	24.2%										
Satisfied	8.2%										

Q.No.11 **Rate your opinion that your ward is physically secure in the campus**

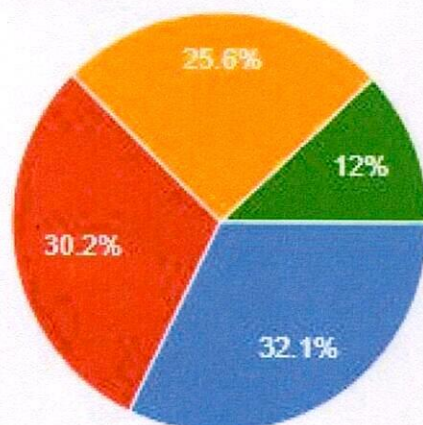


40.4 % agreed with this statement as Excellent
33.8 % agreed with this statement as Very Good
20.6 % agreed with this statement as Good
5.1 % agreed with this statement as Satisfied

Conclusion:

94.8 % (Excellent + Very Good + Good) have rated positively on the statement

Q.No.12 **Infrastructure of the college (Laboratory, Classroom, Hostel, Canteen and Library) is adequate for the learning environment of your wards.**



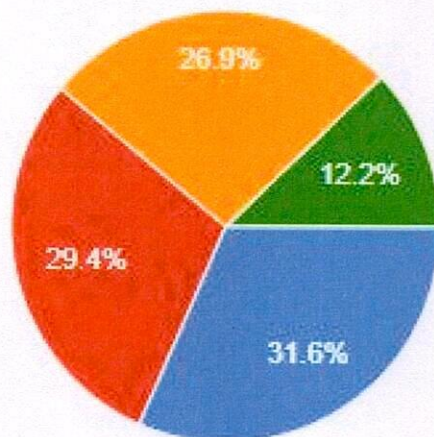
32.1 % agreed with this statement as Excellent
30.2 % agreed with this statement as Very Good
25.6 % agreed with this statement as Good
12 % agreed with this statement as Satisfied

Conclusion:

87.9 % (Excellent + Very Good + Good) are moderately satisfied with the statement

Q.No.13

Proper guidance and support for Sports and cultural activities/Facilities are being provided.



31.6 % agreed with this statement as Excellent


29.4 % agreed with this statement as Very Good

26.9 % agreed with this statement as Good


12.2 % agreed with this statement as Satisfied

Conclusion:

87.9 % (Excellent + Very Good + Good) are moderately satisfied with the statement


Director-IQAC
(Dr.K.Srinivasan)

Dr. K. SRINIVASAN, M.E.,Ph.D.,
DIRECTOR
Internal Quality Assurance Cell
Sri Ramakrishna Engineering College
Coimbatore - 641 022


Chairperson-IQAC

PRINCIPAL
SRI RAMAKRISHNA ENGINEERING COLLEGE
VATTAMALAIPALAYAM
COIMBATORE - 641 022



SRI RAMAKRISHNA ENGINEERING COLLEGE

[Educational Service: SNR Sons Charitable Trust]
[Autonomous Institution, Reaccredited by NAAC with 'A+' Grade]
[Approved by AICTE and Permanently Affiliated to Anna University, Chennai]
[ISO 9001:2015 Certified and all eligible programmes Accredited by NBA]
VATTAMALAIPALAYAM, N.G.G.O. COLONY POST, COIMBATORE - 641 022



INTERNAL QUALITY ASSURANCE CELL

PARENTS FEEDBACK: FACILITIES

05.06.2024

Internal Quality Assurance cell (IQAC) of the Institution has conducted a survey with the parents of the students on the aspects such as infrastructure, facilities, Curriculum and related activities which has helped their wards in enhancing their knowledge and technical skills to get opportunities in their career and other endeavors.

Table 3. Parents Feedback survey (2023-2024)

S.No	Parameters accessed	Response in percentage			
		Excellent	Very Good	Good	Satisfied
1.	Adequate ambience in the college with respect to the facilities given to your wards	33.4	37	23	6.6
2.	Obtaining enough exposure as far as career orientation is concerned	32.4	37.3	23.1	7.2
3.	Environment of the college is pleasant for the students to discuss their problems	33	34.2	24.8	8
4.	Authorities are easily approachable regarding any queries	33.5	35.9	22	8.6
5.	Satisfied about the communication at the college end regarding the regular performance of your ward	34.2	38.2	20.5	7.1
6.	Rate the Social environment in terms of diversity and inclusiveness of the college	31.9	35.3	25.9	6.9
7.	Providing proper counselling and mentoring to your wards	35.9	32.8	24	7.3
8.	Opinion about the assessment of the academic skills and knowledge of the college faculty	34.9	35.9	23.3	6
9.	Rate your opinion on the placements and internships opportunities provided by the college	31.4	34.5	24	10.1

10.	Resources provided to students by the college (Value Added/Certification Courses) is sufficient	36.1	31.4	24.2	8.2
11.	Rate your opinion that your ward is physically secure in the campus	40.4	33.8	20.6	5.1
12.	Infrastructure of the college (Laboratory, Classroom, Hostel, Canteen and Library) is adequate for the learning environment of your wards	32.1	30.2	25.6	12
13.	Proper guidance and support for Sports and cultural activities/Facilities are being provided	31.6	29.4	26.9	12.2

Analysis:


From the above table, it is observed that all of the parameters are ranked under "Excellent", "Very Good" and "Good" (above 75%).

From the above table, the item No. 12 (Infrastructure of the College) and item No. 13 (Support for sports and cultural activities) reported as can be improved.

Action to be taken:

The following action has been taken to address the problems:

Based on the requirements for the students, the facilities are being updated in terms of hostel, canteen and sports/cultural activities by forming committees.


Director-IQAC
(Dr.K.Srinivasan)

Dr. K. SRINIVASAN, M.E., Ph.D.,
DIRECTOR
Internal Quality Assurance Cell
Sri Ramakrishna Engineering College
Coimbatore - 641 022


Chairperson-IQAC

PRINCIPAL
SRI RAMAKRISHNA ENGINEERING COLLEGE
VATTAMALAIPALAYAM
COIMBATORE - 641 022

Parents Feedback 2023-24

Internal

Quality Assurance cell (IQAC) of the Institution would like to have a survey on the various aspects such as infrastructure, facilities, Curriculum and related activities which has helped your wards in enhancing their knowledge and technical skills to get opportunities in their career and other endeavors.

Instructions

Please provide your level of attainment in the following questionnaire

* Indicates required question

1. Email *

2. Name of the Parent/Guardian *

3. Name of the student *

4. Date *

Example: January 7, 2019

5. Department of the student *

Check all that apply.

- ☐ Computer Science and Engineering
- ☐ Electronics and Communication Engineering
- ☐ Electrical and Electronics Engineering
- ☐ Mechanical Engineering
- ☐ Information Technology
- ☐ Electronics and Instrumentation Engineering
- ☐ Biomedical Engineering
- ☐ Aeronautical Engineering
- ☐ Civil Engineering
- ☐ Robotics and Automation
- ☐ Artificial Intelligence and Data Science
- ☐ M.Tech Computer Science
- ☐ PG Courses
- ☐ Master of Business Administration

Please Rate your feedback on the following Questionnaire

6. Adequate ambience in the college with respect to the facilities given to your wards *

Mark only one oval.

- ☐ Excellent
- ☐ Very Good
- ☐ Good
- ☐ Satisfied

7. Obtaining enough exposure as far as career orientation is concerned *

Mark only one oval.

- ☐ Excellent
- ☐ Very Good
- ☐ Good
- ☐ Satisfied

8. Environment of the college is pleasant for the students to discuss their problems

*

Mark only one oval.

- ☐ Excellent
☐ Very Good
☐ Good
☐ Satisfied

9. Authorities are easily approachable regarding any queries *

Mark only one oval.

- ☐ Excellent
☐ Very Good
☐ Good
☐ Satisfied

10. Satisfied about the communication at the college end regarding the regular performance of your ward

*

Mark only one oval.

- ☐ Excellent
☐ Very Good
☐ Good
☐ Satisfied

11. Rate the Social environment in terms of diversity and inclusiveness of the college

*

Mark only one oval.

- ☐ Excellent
☐ Very Good
☐ Good
☐ Satisfied

12. Providing proper counselling and mentoring to your wards *

Mark only one oval.

- ☐ Excellent
☐ Very Good
☐ Good
☐ Satisfied

13. Opinion about the assessment of the academic skills and knowledge of the college faculty

*

Mark only one oval.

- ☐ Excellent
☐ Very Good
☐ Good
☐ Satisfied

14. Rate your opinion on the placements and internships opportunities provided by *
the college

Mark only one oval.

- ☐ Excellent
☐ Very Good
☐ Good
☐ Satisfied

15. Resources provided to students by the college (Value Added/Certification *
Courses) is sufficient

Mark only one oval.

- ☐ Excellent
☐ Very Good
☐ Good
☐ Satisfied

16. Rate your opinion that your ward is physically secure in the campus *

Mark only one oval.

- ☐ Excellent
☐ Very Good
☐ Good
☐ Satisfied

17. Infrastructure of the college (Laboratory, Classroom, Hostel, Canteen and Library) is adequate for the learning environment of your wards *

Mark only one oval.

- ☐ Excellent
- ☐ Very Good
- ☐ Good
- ☐ Satisfied

18. Proper guidance and support for Sports and cultural activities/Facilities are being provided *

Mark only one oval.

- ☐ Excellent
- ☐ Very Good
- ☐ Good
- ☐ Satisfied

19. Any other comments, if any. *

This content is neither created nor endorsed by Google.

Google Forms



SRI RAMAKRISHNA ENGINEERING COLLEGE

[Educational Service: SNR Sons Charitable Trust]

[Autonomous Institution, Reaccredited by NAAC with 'A+' Grade]

[Approved by AICTE and Permanently Affiliated to Anna University, Chennai]

[ISO 9001:2015 Certified and all eligible programmes Accredited by NBA]

VATTAMALAIPALAYAM, N.G.G.O. COLONY POST, COIMBATORE - 641 022



Alumni Feedback: Facilities



SRI RAMAKRISHNA ENGINEERING COLLEGE

[Educational Service: SNR Sons Charitable Trust]
[Autonomous Institution, Reaccredited by NAAC with 'A+' Grade]
[Approved by AICTE and Permanently Affiliated to Anna University, Chennai]
[ISO 9001:2015 Certified and all eligible programmes Accredited by NBA]
VATTAMALAIPALAYAM, N.G.G.O. COLONY POST, COIMBATORE – 641 022



INTERNAL QUALITY ASSURANCE CELL (IQAC)

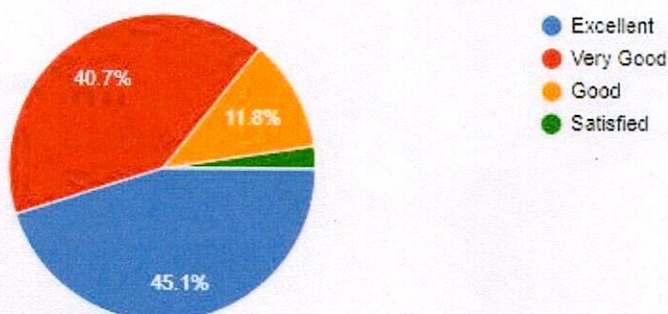
Analysis report on Facilities: Alumni

Academic Year: 2023-24

Total Responses: 339

Total Questions: 13

Q.No.1 How proud are you to be associated with SREC as an Alumni.

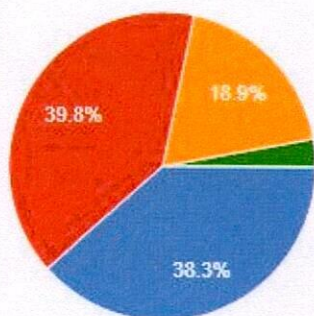


45.1 % agreed with this statement as Excellent
40.7 % agreed with this statement as Very Good
11.8 % agreed with this statement as Good
2.4 % agreed with this statement as Satisfied

Conclusion:

97.6 % (Excellent + Very Good + Good) have agreed with the statement

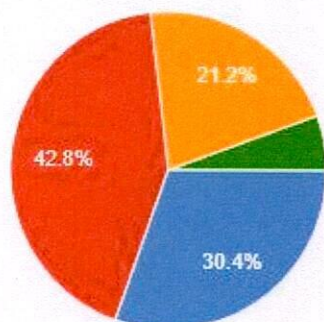
Q.No.2 Institute is having adequate Laboratories and equipment for practical experiences.



38.3 % agreed with this statement as Excellent
39.8 % agreed with this statement as Very Good
18.9 % agreed with this statement as Good
2.9 % agreed with this statement as Satisfied

Conclusion:

97 % (Excellent + Very Good + Good) have agreed with the facilities available in the institution

Q.No.3 Have you obtained sufficient technical knowledge both in theory and practical

30.4 % agreed with this statement as Excellent

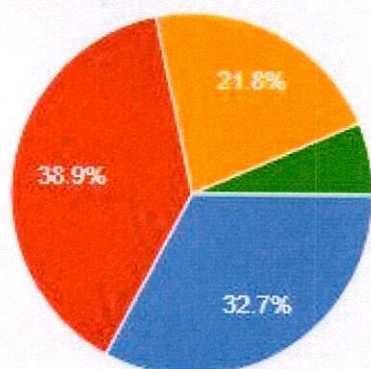
42.8 % agreed with this statement as Very Good

21.2 % agreed with this statement as Good

5.6 % agreed with this statement as satisfied

Conclusion:

94.4 % (Excellent + Very Good + Good) are satisfied with the knowledge gained from the institution.

Q.No.4 Have the Institute handles the student's grievance properly

32.7 % agreed with this statement as Excellent

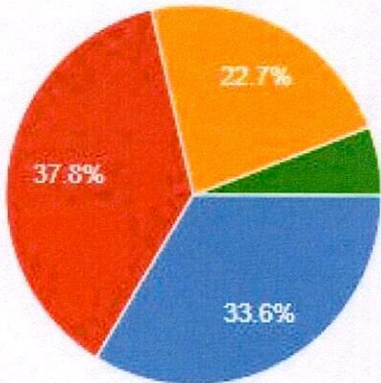
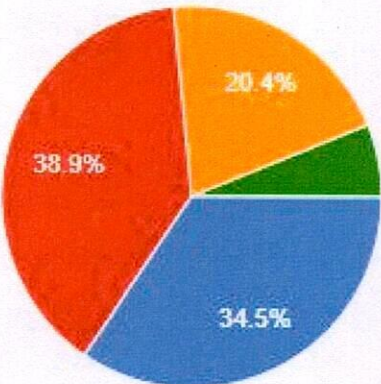
38.9 % agreed with this statement as Very Good

21.8 % agreed with this statement as Good

6.5 % agreed with this statement as Satisfied

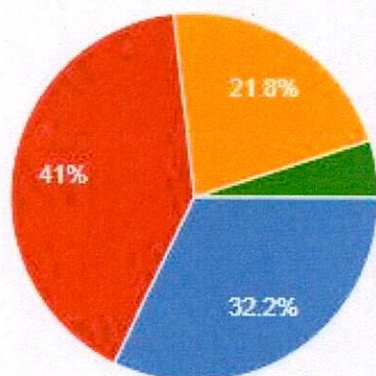
Conclusion:

93.4 % (Excellent + Very Good + Good) have agreed with the statement

Q.No.5	<p>How effective is the Curriculum in developing analytical and problem-solving skills</p>  <p>33.6 % agreed with this statement as Excellent 37.8 % agreed with this statement as Very Good 22.7 % agreed with this statement as Good 5.9 % agreed with this statement as Satisfied</p> <p>Conclusion: 94.1 % (Excellent + Very Good + Good) are satisfied with the curriculum of the institution</p>
Q.No.6	<p>Rate the scope of the curriculum in developing the following attributes - creativity, leadership, innovation, self-motivation, workplace ethics, social responsibility</p>  <p>34.5 % agreed with this statement as Excellent 38.9 % agreed with this statement as Very Good 20.4 % agreed with this statement as Good 6.2 % agreed with this statement as Satisfied</p> <p>Conclusion: 93.8 % (Excellent + Very Good + Good) have rated positively on the statement</p>

Q.No.7

Your opinion on the various platforms and opportunities facilitated by the Institution to achieve your goals.



32.2 % agreed with this statement as Excellent

41 % agreed with this statement as Very Good

21.8 % agreed with this statement as Good

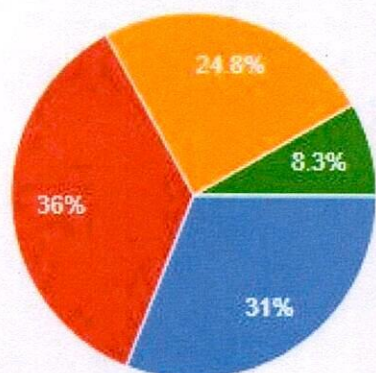
5 % agreed with this statement as Satisfied

Conclusion:

95 % (Excellent + Very Good + Good) have rated positively on the statement

Q.No.8

Courses offered by the institution bridges the gap between Industries and Academia



31 % agreed with this statement as Excellent

36 % agreed with this statement as Very Good

24.8 % agreed with this statement as Good

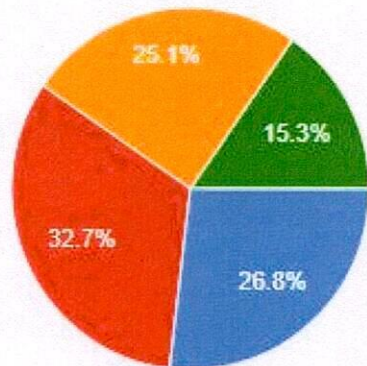
8.3 % agreed with this statement as Satisfied

Conclusion:

91.8 % (Excellent + Very Good + Good) are moderately agreed with the statement

Q.No.9

Content learnt in the institution is in relation to your current job



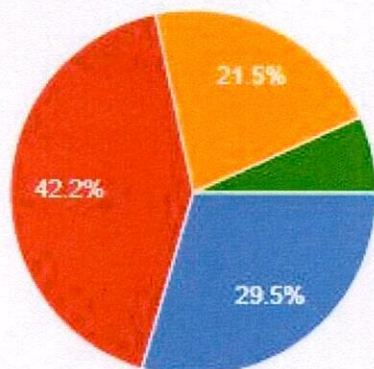
26.8 % agreed with this statement as Excellent
32.7 % agreed with this statement as Very Good
25.1 % agreed with this statement as Good
15.3 % agreed with this statement as Satisfied

Conclusion:

84.6 % (Excellent + Very Good + Good) are not satisfied with the relation of the content learnt and their current job

Q.No.10

Institute providing good hospitality as Alumni after passing out

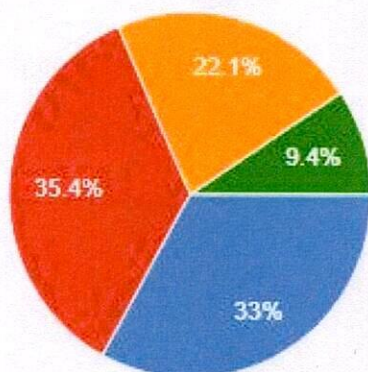


29.5 % agreed with this statement as Excellent
42.2 % agreed with this statement as Very Good
21.5 % agreed with this statement as Good
6.8 % agreed with this statement as Satisfied

Conclusion:

92.6 % (Excellent + Very Good + Good) have agreed with the statement

Q.No.11 Receiving regular updates from the Institute on activities

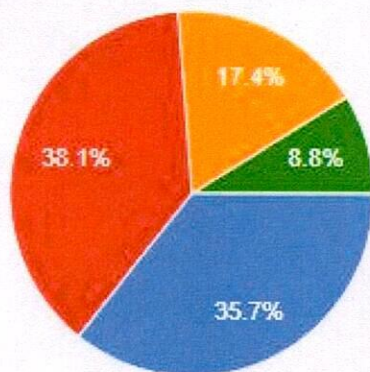


33 % agreed with this statement as Excellent
35.4 % agreed with this statement as Very Good
22.1 % agreed with this statement as Good
9.4 % agreed with this statement as Satisfied

Conclusion:

90.1 % (Excellent + Very Good + Good) have agreed with the statement

Q.No.12 Library facilities/Internet Facilities in the Institution are sufficient



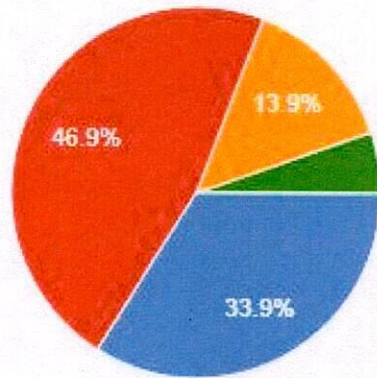
35.7 % agreed with this statement as Excellent
38.1 % agreed with this statement as Very Good
17.4 % agreed with this statement as Good
8.8 % agreed with this statement as Satisfied

Conclusion:

91.2 % (Excellent + Very Good + Good) are satisfied with the facilities in the institution

Q.No.13

How would you rate your overall experience in the College? Higher the score better the perception / experience



33.9 % agreed with this statement as Excellent


46.9 % agreed with this statement as Very Good

13.9 % agreed with this statement as Good

5.3 % agreed with this statement as Satisfied

Conclusion:

94.7 % (Excellent + Very Good) have rated positively on the statement


Director-IQAC
(Dr.K.Srinivasan)

Dr. K. SRINIVASAN, M.E., Ph.D.,
DIRECTOR
Internal Quality Assurance Cell
Sri Ramakrishna Engineering College
Coimbatore - 641 022


Chairperson-IQAC

PRINCIPAL
SRI RAMAKRISHNA ENGINEERING COLLEGE
VATTAMALAIPALAYAM
COIMBATORE - 641 022